






Al-Bayan Bilingual School is an Arabic and English learning community nurturing compassionate and innovative students, leading sustainable change and progress in Kuwait and the global environment.

CEEB CODE 683-083

2019-2020 High School Profile

Accreditations:

-  New England Association of Schools and Colleges (USA)
-  The Council of International Schools (UK)
-  Kuwait Ministry of Education

HS Administration:

- **Laura Divine**, M. Ed., Principal
laura.divine@bbs.edu.kw
- **Manaad Safrani**, M. Professional Education & Training
Assistant Principal
manaad.safrani@bbs.edu.kw
- **Moutasem Al Shloul**, B.S., Dean of Students
moutasem.alshloul@bbs.edu.kw

HS Counselors:

- **Ifrecak Miller**, M.A.
ifrecak.miller@bbs.edu.kw
- **Thomas Delain**, M. Ed.
thomas.delain@bbs.edu.kw
- **Stephanie Hatten**, M.Ed.
stephanie.hatten@bbs.edu.kw

about BBS High School

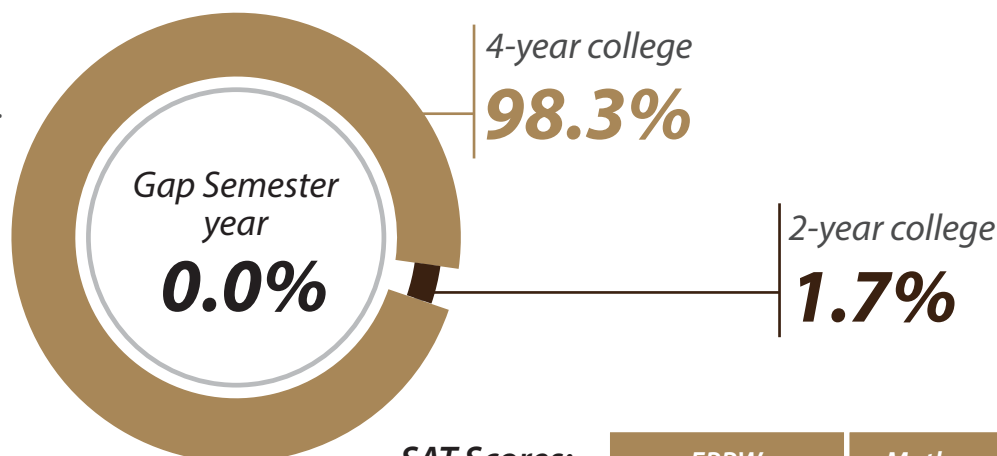
The majority of students are *Kuwaiti nationals* (93.6 %); the remaining hold *American, Canadian, Syrian, Australian, Egyptian, Sudani, Iraqi, Jordanian, Lebanese, and Saudi* passports. Of the 509 high school students, 104 are seniors this year. All subjects are taught in English, with the exception of Arabic language, The Holy Quran, Islamic Studies, and several Arabic Social Studies courses.

Faculty and Staff:

Al-Bayan has a high school teaching staff of 71 individuals from 16 different countries. 57 percent of our staff hold graduate degrees or higher.

Class of 2019:

Post-High School Education:
114 graduates



GPA Distribution (Class of 2018):

All courses are included in calculating GPA

*Average GPA: 2.956 * GPA Range: 1.79 – 4.23

4.00-4.23=7	3.00-3.09=6	2.00-2.09=7
3.90-3.99=5	2.90-2.99=7	1.90-1.99=2
3.80-3.89=5	2.80-2.89=4	1.80-1.89=5
3.70-3.79=2	2.70-2.79=2	1.70-1.79=1
3.60-3.69=7	2.60-2.69=9	1.60-1.69=0
3.50-3.59=1	2.50-2.59=5	1.50-1.59=0
3.40-3.49=5	2.40-2.49=2	1.40-1.49=0
3.30-3.39=1	2.30-2.39=6	
3.20-3.29=4	2.20-2.29=5	
3.10-3.19=7	2.10-2.19=3	

SAT Scores:

	EBRW	Mathematics
2019 Grads	546	552

SAT Scores:

	EBRW	Mathematics
2018 Grads	521	563
Mid. 50%tile	470-600	485-620

SAT Scores:

	EBRW	Mathematics
2017 Grads	515	540
Mid. 50%tile	470-600	485-620

Calculation:

A+	97-100 = 4.0/4.5/5.0
A	93-96 = 4.0/4.5/5.0
A-	90-92 = 3.7/4.2/4.7
B+	87-89 = 3.3/3.8/4.3
B	83-86 = 3.0/3.5/4.0
B-	80-82 = 2.7/3.2/3.7
C+	77-79 = 2.3/2.8/3.3
C	73-76 = 2.0/2.5/3.0
C-	70-72 = 1.7/2.2/2.7
D+	67-69 = 1.3/1.8/2.3
D	63-66 = 1.0/1.5/2.0
D-	60-63 = 1.0/1.5/2.0
F	0-59 = 0.0

Curriculum Information:

The following are the highest level courses offered in:

English

AP English Literature, AP English Language

Math

AP Calculus

Sciences

AP Biology, AP Chemistry, AP Physics,
AP Environmental Science

Social Sciences

AP Microeconomics, AP Macroeconomics,
AP Psychology

Fine Arts

AP Studio Art

*AP courses receive a weighting of 1.0. (Honors English & Pre-AP Chemistry receive 0.5 weighting)

*Schedules allow only 8 AP's during high school

Honors: Students may achieve:

Honors: 3.5 – 3.74

High Honors: 3.75 – 3.99

High Honors with Distinction: above 4.0

Rank:

Due to the linguistic, cultural, and scholastic diversity of our population, we do not rank.

Advanced Placement Testing Results:

In May, 2019- 110 students took 190 Advanced Placement examinations in 11 areas.

Examination Area	# Students	5	4	3	Percent 3,4,5
Biology	15	1	4	6	73%
Calculus AB	15	7	4	2	87%
Chemistry	3	1	1	1	100%
English Language	23	1	0	13	61%
English Literature	19	1	2	6	47%
Environmental Science	21	0	1	2	14%
Macroeconomics	5	0	0	1	20%
Microeconomics	5	0	3	0	60%
Physics 1	2	0	2	0	100%
Psychology	10	0	2	3	50%
Studio Art: 2D Design	18	0	1	3	22%
Totals	110	13 (23%)	20 (30%)	37 (47%)	70 (51.4%)

Graduation Requirements/Courses Offered:

(Classes in bold are required courses or the minimum requirements)

Credits 4	ENGLISH	English 9, English 10, Honors English 10, English 11 , AP English Language, English 12 , AP English Literature
Credits 3	MATHEMATICS	Algebra I, Geometry, Algebra II , Pre-Calculus, Calculus, AP Calculus, Statistics
Credits 3	SCIENCE	Biology , AP Biology, Chemistry , Pre-AP Chemistry, AP Chemistry, Physics, Physical Science, Earth Science, Environmental Science, AP Environmental Science
Credits 3	HUMANITIES**	Psychology, AP Psychology, World History I * , World History II * , World Geography* , Political Science* , 20th Century History * , French I, French II, French III, Spanish I, Spanish II
Credits 4	BUSINESS**	Marketing, Introduction to Business, Economics, AP Microeconomics, AP Macroeconomics
Credits 2	ISL. STUDIES	Islamic Studies 9, Islamic Studies 10, Islamic Studies 11, Islamic Studies 12
Credits 1	QURAN STUDIES	Quran Studies 9, Quran Studies 10, Quran Studies 11, Quran Studies 12
Credits 4	ARABIC	Arabic 9, Arabic 10, Arabic 11, Arabic 12, Arabic Philosophy, Arabic Sociology
Credits 1	ARAB STUDIES	Social Studies 9, Social Studies 10
Credits 1	FINE ARTS	Elements of Art, Foundations of Art & Design, Studio Art, AP Studio Art, Drawing & Painting I, Drawing & Painting II, Art & Design, Art & Design 2, Ceramics, Instrumental Music 1, Instrumental Music 2, Arabic Journalism, Drama
Credits 1	INF. TECHNOLOGY**	Graphic Design 1, Graphic Design 2, Introduction to Programming, Computer Architecture
Credits 1	P.E.	Physical Education 9, Physical Education 10, Health, PE Boys, Rhythmic Body Movement
		ELECTIVES Credits 1
Credits 25	TOTAL	The class of 2023 and beyond are required to graduate with 25 credits completed.

*All students are required to take ONE of the following: World History I, World History II, Political Science, World Geography, or 20th Century History. ***The total possible credits earned starting in 2023 will be 25.

Explanation of credits: 1.0 credit courses are taught 3-4 times per week. 0.5 credit courses are taught 3-4 times per week except for Islamic Studies, which is taught once per week. All 0.25 credit courses are taught once per week.

The total credits possible for our graduates are 25.

UNIVERSITY ACCEPTANCES :

The following is a listing of all universities to which our graduates were accepted.

Italicized university names indicate schools to which our students matriculated followed by the number attending from the last three classes (as last indicated from the student surveys).

American University D.C.
Arizona State University
Babson College (4)
Bentley University (1)
Boston College
Boston University (7)
Bowling Green State University
Bradley University
Brown University
Bryant University
California State Polytechnic Univ, Pomona
California State University—Fullerton
California State University- Northridge (2)
California State University – San Marcos (1)
Canisius College
Carnegie Mellon University (1)
Case Western Reserve University
City University
Claremont McKenna College
Colorado State University
Drexel University
Drury University
Emory University
Florida Institute of Technology
Front Range Community College West Colorado(1)
George Washington University
Georgia Institute of Technology
Grossmont College (3)
Harvard University
Indiana University
Iowa State University
Kansas State University
Los Angeles Mission College
Loyola Marymount University (9)
Massachusetts Institute of Technology
Mass Bay Community College (1)
Mesa Community College
Mercer County Community College
Michigan State University
Montana State University
Nevada University
New Jersey Institute of Technology
New York University
Northeastern University (10)
North Virginia Community College
Ohio Northern University
Ohio University
Oklahoma State University
Oregon State University
Pace University (2)
Pennsylvania State University (2)
Pepperdine University (1)
Pratt Institute (1)
Portland State University
Purdue University (2)
Rensselaer Polytechnic Institute
Rochester Institute of Technology
Roger Williams University
San Diego University
San Diego State University (15)
San Diego Community College District (4)
San Francisco State University (1)
Santa Clara University
Santa Barbara City College (1)

Santa Monica College (3)
Savannah College of Art & Design
School of Visual Arts New York (2)
Smith College
Stanford University (1)
Suffolk University
Syracuse University (1)
Temple University (1)
Texas A&M
Tufts University
University of Arizona
University of California—Berkeley (1)
University of California—Davis (1)
University of California—Irvine (4)
University of California- Los Angeles (2)
University of California—Merced
University of California—Riverside
University of California-San Diego (3)
University of California—Santa Barbara
University of California-Santa Cruz
University of Central Florida
University of Colorado-Boulder (19)
University of Colorado—Denver
University of Evansville
University of Illinois Urbana-Champ.
University of Illinois- Chicago (1)
University of Louisiana
University of Massachusetts-Boston (3)
University of Massachusetts- Lowell (2)
University of Michigan
University of Miami (3)
University of Minnesota—Twin Cities
University of Oklahoma (1)
University of Oregon
University of the Pacific
University of Pittsburgh
University of Rhode Island
University of San Diego (5)
University of San Francisco
University of South Florida
University of St. Thomas (MN)
University of Surrey (1)
University of Tampa
University of Tulsa
University of Washington—Bothell
University of Washington-Seattle
University of Wisconsin (1)
Polytechnic Institute
Wentworth Institute of Technology
West Los Angeles College (3)
West Virginia University (1)
Worcester Polytechnic Institute

Australia:

Royal Melbourne Institute of Tech
Swinburne University of Technology
Victoria University (1)

Canada:

Concordia University—Montreal
Dalhousie University
Dawson College
Emily Carr University of Art & Design
McGill University
Memorial University of Newfoundland

St. Mary's University
University of British Columbia
University of Calgary (1)
University of Toronto
University of Toronto-St. George
Vancouver Island University

Europe:

Brunell University
Cardiff University
Camberwell College of Arts
Chelsea College of Art & Design
City University
Dublin Business School
Imperial College
Kaplan College
Les Roches School of Hotel Management
Liverpool University
Manchester University (1)
Parson's School of Design—Paris
Regents Business School—London
Royal College of Surgeons—Ireland
St. George's, University of London
St. Louis University—Madrid
St. Mary's College
Suffolk University—Madrid
Swansea University
University of the Arts—London
University of Central Lancashire (1)
University of the Creative Arts--Epsom
University of Leeds
University of Manchester (1)
University of Nicosia (1)
University of Reading (2)
Wimbledon College of Art
University of Kent (2)
University of Westminster

Middle East:

American College of the Middle East (8)
American University Beirut (4)
American University Cairo (1)
American University Dubai (1)
American University Kuwait (35)
American University of the Middle East
American University Sharjah
Amman Private University
Arabian Gulf University of Bahrain
Australian College of Kuwait
Algonquin College (1)
Box Hill College Kuwait
Gulf Univ. of Science & Technology (47)
Kuwait International Law (1)
Kuwait University (29)
Lebanese American University (1)
Notre Dame University
Paris-Sorbonne University Abu Dhabi
Royal College of Surgeons in Ireland Bahrain (1)
University of Balamand
Canadian College (1)